



**Ascension  
St. Joseph  
Foundation**

# 2020 Directions and Checklist for Ascension St. Joseph Hospital Volunteers Community Scholarship

200 Hemlock/PO Box 659  
Tawas City, MI 48764  
Phone: (989) 362-0159

*IMPORTANT: Please review all information prior to completing the scholarship application.*

*No handwritten applications will be accepted.*

**Complete Scholarship Form**

**Essay Submission**

All applicants must complete a one page, no more than 500-word, essay. Essay must be typed and in 11 point font. This essay should contain:

- Description of extra-curricular, school and community service activities
- Describe your commitment of community volunteer programs you are currently involved in
- Provide an essay as to why you should be considered for a scholarship and explain what experiences have influenced your decision to pursue a career in your course of study.

*Please see page 2 for space to provide your typed essay.*

**Additional Materials Required**

All applicants must submit the following to be considered for a scholarship award:

- Signed Scholarship Agreement – see page 3
- Letter of acceptance to college/university and proof of enrollment
- Proof of GPA
- If a graduating senior, copy of high school transcripts
- Professional photo (color) to be used in scholarship award materials.

**Application Submission**

**Required:** all application materials must be submitted electronically with completed application to Ascension St. Joseph Foundation at the email address below:

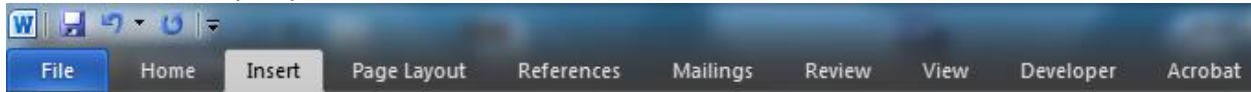
[Michelle.Bacarella@ascension.org](mailto:Michelle.Bacarella@ascension.org)

**Deadline is March 2, 2020 at 3:00 p.m. No late applications will be accepted.**

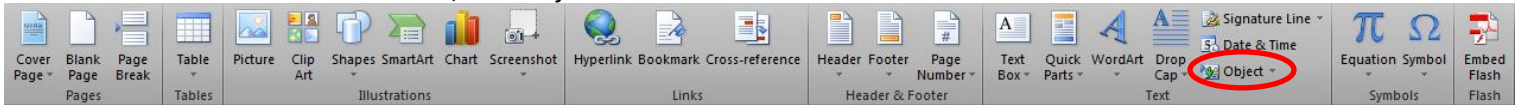
## Need Help with Attaching Additional Scholarship Materials?

How to attach documents:

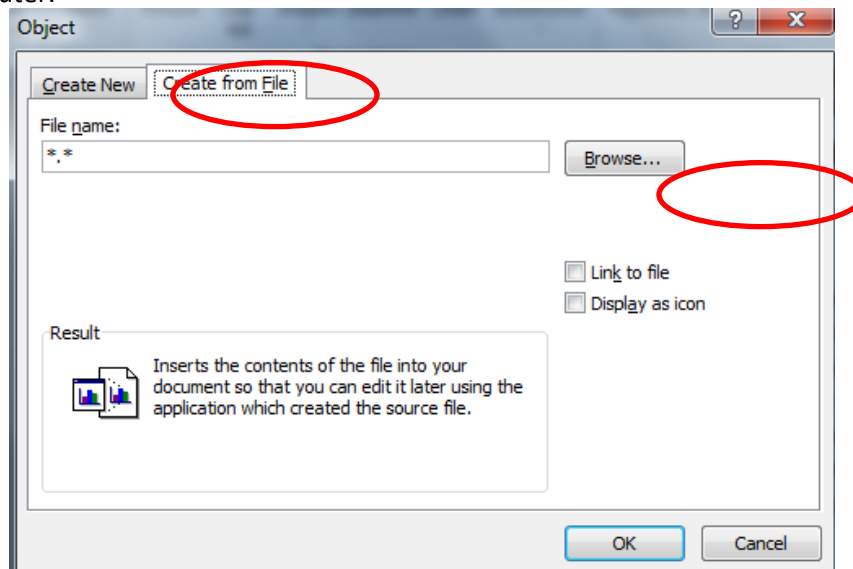
1. Across the top of your document, click *Insert*



2. In the Text section, click *Object*



3. In the pop up box that appears, select *Create from File*, then click *Browse* to locate the file on your computer.



Once your file is selected, click *OK*. Repeat as necessary until all documents are attached.